



---

You're made  
for each other.  
Literally.

---

Welcome to our  
Massey Ferguson®  
2600 Series brochure.

This is our way of helping you learn a little more about our hardworking line of utility tractors.

Our Massey Ferguson® 2600 Series utility tractors let you choose from three different models, four versions of each, and from 38 to 63 gross engine horsepower. Choose your transmission. Choose live or independent PTO. Choose 2 or 4 WD. Choose all the options you want, without paying for those you don't.

Massey Ferguson has been the benchmark of what a utility tractor should be and for over 160 years a worldwide leader in the industry. Just another reason our name is synonymous with reliability and innovation.

I am the frontier. And the dust bowl. And abundant waves of grain.

I am six generations of farmers, looking forward to sunrise.

And six generations, working into the night.

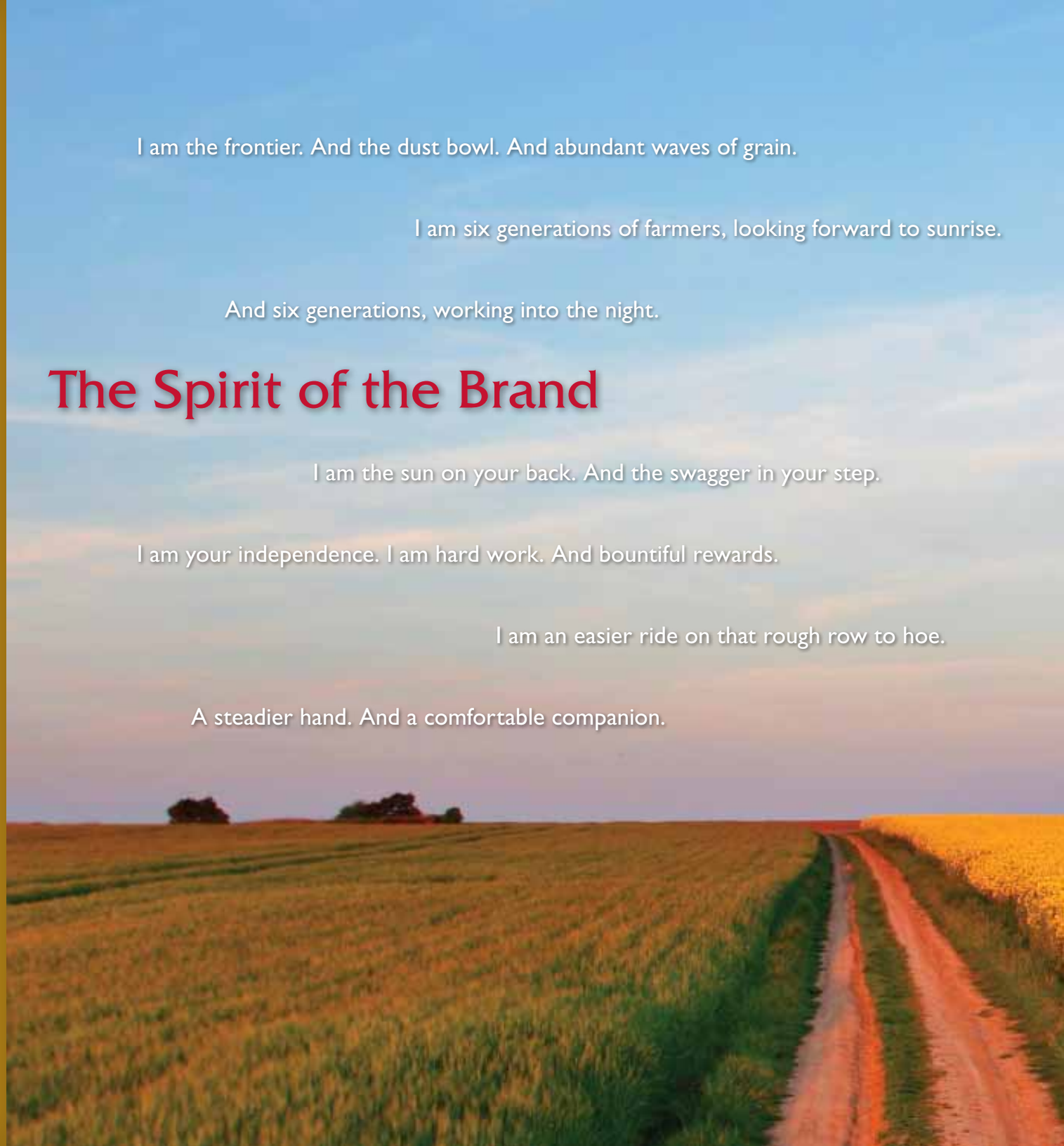
## The Spirit of the Brand

I am the sun on your back. And the swagger in your step.

I am your independence. I am hard work. And bountiful rewards.

I am an easier ride on that rough row to hoe.

A steadier hand. And a comfortable companion.



I am resolute. Resourceful. Inventive. And honest.

I understand your dreams. And your realities.

I am the next chore. The next crop. The next harvest. The next opportunity.

I am your tractor. Your tool. Your edge.

I am your strong right hand.

**I am Massey Ferguson.**

The heart of the farm. And the joy in the work.



Once a pioneer,  
always a pioneer.

Daniel Massey was a family man, working man, businessman, inventor, tradesman, manager, entrepreneur and genius. In other words, he was a farmer. And since Massey Ferguson began, 160 years ago, farmers have been our only reason for being.

We've continued to grow – in fact there are more Massey Ferguson tractors on the job worldwide than any other brand – but we've never lost our focus. With each new style, each new innovation, our one and only motivation is to provide what farmers need. And what farmers want.

Today more than ever, we're determined to prove that the heart of the original Massey Ferguson brand still beats under the shiny new exteriors of every model we make.

*"Beauty in engineering is that which is simple, has no superfluous parts and which answers exactly its purpose."*

–Harry Ferguson



MASSEY MFG. COMPANY



It was 1847 when Daniel Massey began what would become Massey Ferguson – the same year Thomas Edison, Joseph Pulitzer and Jesse James were born.

1891

Canada's top two farm equipment companies merged in 1891 to form Massey-Harris Limited.

1926

In 1926, Harry Ferguson patented the 3-point hitch. In various forms, it is still used on virtually all agricultural tractors today.




1930

In 1930, Massey-Harris produces the first 4-wheel-drive tractor, in association with H.V. McKay Co. of Australia.



Henry Ford and Harry Ferguson enter into partnership in 1938. Ford compares Ferguson to the likes of the Wright Brothers and Thomas Edison.

1938



1946

The grey Ferguson TE20 tractor, first produced in Coventry, England, in 1946, became a classic of the twentieth century.



1954

In 1954, Simpson & Co. Ltd., founded in 1835, became the first overseas licensee of Perkins Engines, longtime supplier of diesel engines for Massey-Harris tractors.



Massey Ferguson became the world's best-selling tractor brand in 1962.

1962



1997

In 1997, Massey Ferguson celebrated the 150-year anniversary of the company's origins. By now, Massey Ferguson was being sold in 140 countries and became the best-selling tractor brand in the world for the 35th consecutive year.

1957

1957: Sir Edmund Hillary – first man to climb Mt. Everest – makes the first land crossing of Antarctica using converted Massey Ferguson tractors.



1958

Later in 1958 the Massey Ferguson range expanded further, when the MF 65 utility tractor was announced. Advertising at the time stated that: "Together the 35 and 65 tractors make 100 percent Ferguson farming available to all."



2008

For over 50 years, Massey Ferguson has been making some of the industry's most notable utility tractors.

TABLE OF OPPORTUNITIES

MF2600 Series overview	p. 6
Comfort and styling	p. 8
Power and transmission	p. 10
3-point linkage & hydraulics	p. 12
PTO & 2WD/4WD	p. 14
Loaders	p. 16
3-point implements	p. 18
Service and support	p. 20
Specifications	p. 25



---

**Webster's defines "utility" as an adjective meaning "kept to provide a useful service rather than for show." It's true that nothing's more useful than a 2600 Series utility tractor, but your neighbors still might think you're showing off.**

---

## **2600 Series Utility Tractors. Born to Run.**

Maybe you farm full time, or maybe you only tackle chores on the weekends. But either way it's in your blood – and, when the sun comes up, you can't wait to get on that tractor. So, make it a 2600 Series utility tractor, with all the horsepower, features, comfort and styling you'd expect from the world's leading brand of tractors.

Three models – from 38 to 74 Engine HP – let you do more work, take on more jobs and get to the end of your to-do list in no time. A plethora of standard features – many of them options on competitors' tractors – deliver the performance you want and the value you need. And a wide choice of options makes you feel like a kid in a candy store – and lets you tailor your tractor your way – without paying for features you don't need.

Of course, it wouldn't be a Massey Ferguson if it didn't have things like rugged steel and cast-iron construction, a legendary Ferguson 3-point hitch and enough horsepower to make your grandpa proud. After all we're still setting the standard today. For over 50 years, Massey Ferguson has been making some of the industry's most notable utility tractors.

For mowing, loader work, landscaping, tilling or feeding your livestock, nothing's more versatile than a 2600 Series tractor. Guess that's why you'll find so many people – part-time farmers, landscapers, construction contractors, municipalities, grounds maintenance crews, even rental yards – using their 2600 Series tractors for all kinds of jobs.

So, relax, sit back and think about all you can do with a 2600 Series tractor. Look over our model chart. And find out more about these extraordinary machines that are sure to have you whistling while you work.

---

**Fittingly, "utility" also means "capable of serving in various roles." Webster's must have been reading our mind.**

---

MODEL	ENGINE HP (kW)	PTO HP (kW)*	THE PERFECT FIT
2605	38.5 (28.7)	32 (23.9)	Our entry-model 2600 Series tractor, with plenty of horsepower for homeowners, weekend farmers, horse owners, landscapers and just about anyone else who needs a rugged, dependable workhorse that can tackle a wide range of chores. The efficient 8x2 CenterShift transmission and live PTO deliver economy and reliability.
2615	49 (36.5)	42 (31.3)	Not just more horsepower, but more options. Choose either the 8x2 CenterShift transmission and live PTO or an effortless 8x8 SynchroShuttle transmission paired with a versatile independent PTO – the perfect partners for loader jobs. Take on small farms up to 25 acres as well as golf course maintenance, contractor landscaping, grounds maintenance and more.
2635	74 (55.2)	62 (46.2)	You asked for more tractor. Well here it is. The MF2635 can handle most any utility task you can throw at it. Weighing in at 5,798 lbs., it's the most capable utility tractor we've ever offered. With lift capacity of 4,078 lbs. at the hitch, it can pick up just about anything. Its 8 x 8 shuttle and sideshift transmission make any job easier. It's even more comfortable, with an ergonomic semi-flat steel deck.



2605



2615



2635

**Aggressive new styling is all about form and function. For example, sleek clam-shell fenders give the operator's area a roomy, open feel, while also protecting the driver from mud and debris.**

\*PTO HP with live PTO.

---

## It's the destination – and the comfort in the journey.

---

Right from the start, you'll be at ease on a 2600 Series tractor. Partly because of the fully adjustable, spring-suspension seat. Partly because of the open, uncluttered operator's area. But mostly because you'll have the feeling you're someplace familiar – and as comfortable as you are in your favorite old pair of work gloves.

We put controls and displays where you'd expect them to be – close at hand, but never in your way. We kept things simple – like easy-to-read green and red gauges that let you know at a glance whether all systems are in the normal operating range. And we thought of touches like clam-shell type rear fenders and a narrow hood profile, so you always have a good view of your working environment.

We even made it so easy to get on and off a 2600 Series tractor that you might find it hard to believe you're actually setting foot on a tractor. But don't be fooled. Because beneath its stylish and sleek exterior beats the heart of a workhorse, worthy of the Massey Ferguson name.

- 1** Pendant-style clutch pedals – just like the ones in your truck – give you plenty of leg room.
- 2** Optional shuttle transmission provides faster maneuvering cycles which allows you to get the job done quicker and easier.
- 3** The straddle-mount footstep platform lets you sit closer to the ground and makes getting on and off the tractor easier.
- 4** The hand parking brake makes it easy to engage the brakes before leaving the platform.
- 5** Glide forward or back on the spring-suspended seat, then turn the dial to adjust the weight, ensuring custom fit.
- 6** Retractable seat belt and the folding ROPS (rollover protection system) combine to provide added safety.
- 7** You will appreciate how easy it is to operate all of your PTO driven implements with the optional independent PTO pull/push button engagement.
- 8** Position control lever lets you operate the category I 3-point hitch with increased precision.
- 9** Draft control lever allows you to set amount of draft forces through the 3-point hitch top link.
- 10** Standard differential lock on Models 2615 and 2635 gives you extra traction in soft or wet ground conditions.
- 11** Choose from four gears with the gear selector lever.
- 12** The range selector allows you easy shifting between field range and road range.
- 13** Hand throttle for when you need to maintain a set engine RPM for PTO applications such as mowing.
- 14** Foot throttle gives you solid control of engine speed when your hands are busy operating other controls, like a loader joystick.
- 15** Our suspended brake pedals can be used independently to assist you with your turns or they can be combined and pushed down simultaneously for maximum braking efficiency when traveling on the road.
- 16** Gauges for alternator charge, engine oil pressure, water temperature, fuel level and engine RPM are color-coded in red and green, so it's easy to see when you're in normal operating ranges.



## Engines that get your motor racing.

Nothing but genuine Simpson diesel engines go into every 2600 Series tractor we make. These honest, rugged engines provide powerful, efficient performance in 3- and 4-cylinder direct-injected, naturally aspirated models.

What this means for you is a hardworking, dependable engine that delivers all the power you need. And the kind of pulse-pounding exhilaration you get from hearing your tractor start right up, even on the coldest Saturday morning.

---

**Simpson diesel engines deliver dependable accurate injection timing and Thermostart warming aids in the intake, to keep you revved up year round.**

---





## Shift your perspective.

A good transmission isn't just about shifting gears. It's about taking control of all the power at your disposal and using it efficiently.

So, we give you a choice, to let you make your 2600 Series tractor work for you – exactly the way you want it to work.

An 8 x 8 SynchroShuttle transmission, available on Model 2615 and Model 2635 tractors, makes it easy to handle frequent directional changes by providing you with 8 forward speeds and 8 reverse. Once you select the right speed for your application, you can use the conveniently located shuttle lever to change direction or to stop in neutral.

Or go for the simplicity and rugged performance we built into the 8 x 2 CenterShift transmission, available on all 2600 Series tractors. Eight forward and two reverse speeds provide a level of efficiency and get-'er-done performance that can't be beat.



8 x 8 SynchroShuttle or 8 x 2 CenterShift – It's easy to see why these transmissions work so hard.



### 8 x 2 transmission

Simple, proven and economical, the 8 x 2 CenterShift delivers long life and dependable performance. Overlapping gears even give you more choices for more applications.

### 8 x 8 transmission

With four fully synchronized gears and a synchronized shuttle lever, the versatile 8 x 8 SynchroShuttle is easy to operate and oh-so-efficient. Single-lever directional changes leave your right hand free for all sorts of tasks, like loader operations or waving at your envious neighbors.

MODEL	ENGINE HP (kW)	PTO HP (kW)*	CYLINDERS	ASPIRATION
2605	38.5 (28.7) @ 2,000	32 (23.9) @ 2,000	3	Natural
2615	49 (36.5) @ 2,250	42 (31.3) @ 2,250	3	Natural
2635	74 (55.2) @ 2,200	62 (46.2) @ 2,200	4	Turbo

\*Manufacturer's estimate with Live PTO @ rated engine speed

## The stuff of legend.

More than 80 years ago, Harry Ferguson pioneered the 3-point linkage system, and today there's still no more accurate way to control tractor implements. Guess that's why, in one form or another, most every modern tractor still uses the same design.

So, when you're looking for a tractor with the backbone to dig into the toughest jobs and the finesse to maneuver smoothly over the roughest terrain, why would you look at anything but the original?

Technically speaking, the 2600 Series 3-point hitch incorporates features like a unique 3-point linkage geometry, top-link draft sensing, position control and swaychain stabilizers. But all you need to know is that you get increased traction, infinite adjustment of your 3-point implements and the gentlest touch that protects your tools when lowering, transporting or operating in tricky situations like on an incline.



**Draft and position control levers let you position implements accurately, based on "feedback" that tells your tractor when ground conditions require adjustments to working height and depth.**



**3-Point Hitch Rate of Drop Accuracy**  
Position control lets you operate the 3-point hitch with increased precision.



**Cross-drilled ball ends**  
Used to be, switching between a Category I implement and a Category II could get pretty complicated. Not anymore. Simply rotate the ball ends on our 3-point hitch to the proper hole size, and you're good to go.



**Extendable lower links**  
Slide out the optional extendable lower links and mount 3-point implements and attachments quickly and easily.



**Sway chains**  
Control lateral movement of any 3-point implement with a simple turn-buckle adjustment of the sway chains.



Three hydraulic pumps move more gallons of oil per minute, so attachments like loaders and backhoes deliver fast operation and quick response.

## Choose your hydraulics

Model		3-Point Hitch Pump	Auxiliary Pump	Steering pump	Total Flow
2605	Type	Open Center	Open Center	Hydrostatic	20.9 (79)
	Flow gpm (lpm)	4.2 (16)	9.8 (37)	6.9 (26)	
2615	Type	Open Center	Open Center	Hydrostatic	22.4 (85)
	Flow gpm (lpm)	4.7 (18)	11 (42)	6.7 (25)	
2635	Type	Open Center	Open Center	Hydrostatic	22.8 (86)
	Flow gpm (lpm)	4.7 (18)	11.2 (42)	6.9 (26)	

## Three's a charm.

Ferguson hydraulics are known in the industry as the best there is. So, what could be better than a Ferguson pump on your 2600 Series tractor? How about three?

Yep, we use three separate hydraulic pumps on every 2600 Series tractor, to ensure you get maximum hydraulic flow everywhere you need it – and precisely when you need it.

There's one for steering, one for your auxiliary system and another for 3-point hitch control. So you never have to sacrifice productivity in one system to get extra power to another.



Choose from 1 or 2 auxiliary hydraulic remotes - with spring-return-to-neutral valves - that let you operate a wider variety of attachments.

## PTO options that are clearly more efficient.

PTO really means “power take-off,” but the way we see it, it should stand for versatility, productivity, convenience and – you guessed it – ease of use.

Want electro-hydraulic PTO engagement like this on a competitor’s tractor? You’ll have to step up to a higher-priced tractor series. On the 2600 Series tractor, you get a choice between an electro-hydraulically engaged independent PTO or an efficient, cost-effective live PTO. Put simply, that means you can choose from a PTO you engage with the effortless pull of a conveniently placed button or one that you engage with a simple two-stage foot clutch.

Either way, you get resourceful, flexible, efficient, dependable engagement for all your implements, so you can tackle a wide range of tasks, from baling hay, raking hay, mowing or tilling.



### Independent PTO switch

Engage or disengage implements smoothly with your independent PTO – even on the fly – by pulling the lever up and simply touching a button.



### RPM gauge

540 PTO rpm is obtained at a low 1790 engine rpm, not only reducing wear and tear and your engine, but also your diesel fuel bill.



Our final drives transfer power efficiently to the rear wheels, to give you the best performance in any conditions.

## Choose your PTO

Model	Type	Speeds	Control	Clutch	PTO Speed @ Engine RPM (6 Spline)
MF2605	Live	540 RPM	Lever, mechanical	Dry dual disc	540 PTO RPM @ 1,790 Engine RPM
	Independent	540 RPM	Electro-hydraulic engagement	Wet multi disc	540 PTO RPM @ 1,790 Engine RPM
MF2615	Live	540 RPM	Lever, mechanical	Dry dual disc	540 PTO RPM @ 1,790 Engine RPM
	Independent	540 RPM	Electro-hydraulic engagement	Wet multi disc	540 PTO RPM @ 1,790 Engine RPM
MF2635	Live	540 RPM	Lever, mechanical	Dry dual disc	540 PTO RPM @ 1,790 Engine RPM
	Independent	540 RPM	Electro-hydraulic engagement	Wet multi disc	540 PTO RPM @ 1,790 Engine RPM

## 2WD or 4WD – Puts your best foot forward.

Yet another great choice we offer on our 2600 Series. Take your pick of 2- or 4-Wheel Drive and either way, you can be sure you'll still get the best footing on four wheels. In fact, our rear axle is something of a legend in these circles. Rugged and dependable, the 2600 Series uses a unique, time-proven design that has only improved since it was first used in our earliest utility tractors.

Telescopic tread-width adjustment on 2WD models lets you customize your tractor to your conditions. The planetary reduction front axle on 4WD models lets you adjust tread settings by positioning the pressed-steel center dish where you need it.



With a 55° steering angle and 11° of oscillation, your 2WD 2600 Series tractor can turn tight and keep both front wheels firmly planted on the most uneven terrain.

It's easy to adjust tread settings on your 4WD 2600 Series tractor, so you can adapt to the application or conditions at hand.



## Pick up more, including your pace.

With a wide array of attachments, 2600 Series loaders let you take on jobs you never thought you could do – and finish them in no time flat.

Think buckets and grapple forks, bale spears and pallet forks. Then, picture yourself lifting and loading, scraping and digging. And doing it all faster and easier than you ever imagined.

Why? Because we custom designed our hard-working loaders to specifically match your hard-working 2600 Series tractor. We're talking the yin and yang of the tractor world here.

Perfectly matched to 4WD 2600 Series tractors, the DL250 gives you the convenience of a Quick-Attach system that lets you mount or remove your loader in just minutes – without tools.

The L200 and L210 are economical, reliable and durable loaders – in short, real workhorses – built especially for use with 2600 Series 2WD tractors.

Either way, features like optimum visibility plus amplifying links for greater dump and curl give you the confidence to get more done. You can even add a universal skid-steer quick-attach system that makes changing attachments on your loader a snap.



Engineered to match,  
these loaders enhance  
your 2600 Series tractor's  
wellbred good looks –  
and your resale value.

LOADER MODEL	L200	L210	DL250
Max. lift height @ pivot pin: in. (mm)	111.2 (2,826)	111.2 (2,826)	123 (3,124)
Dump angle @ max. height: degrees	55	55	48
Bucket roll back angle: degrees	28	28	22
Lift capacity to full height @ pivot pin: lbs. (kg)	2,650 (1,202)	2,650 (1,202)	2,952 (1,339)
Lift capacity to full height @ 800 mm forward: lbs. (kg)	1,673 (759)	1,673 (759)	1,780 (807)
Breakout force @ bucket edge: lbs. (kg)	2,859 (1,297)	2,859 (1,297)	2,747 (1,246)
Bucket options	66" & 72"	66" & 72"	66" & 72"
Compatible tractor models	2605 / 2615 only 2WD	All 2600 Series 2WD	All 2600 Series 4WD



Removable loaders add to the versatility of your 2600 Series tractor.\*



### Step 1

With the loader lowered to the ground, tilt the bucket down to release pressure on the mounting pins. Remove pins.



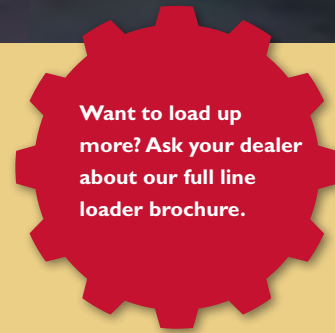
### Step 2

Rotate the loader mainframe down over the front mounts while slowly backing away from the loader. Front end of mainframe will rest on the ground.



### Step 3

Once the loader is standing on its own, remove hydraulic hoses from joystick. Back away from the loader and it's on to the next task.



Want to load up more? Ask your dealer about our full line loader brochure.



Bale Spear



Pallet Fork



Grapple Fork



Standard Duty Bucket



Heavy-Duty Bucket  
with bolt-on cutting edge



Heavy-Duty Bucket  
with tooth bar

\* L210 loader shown above. DL250 loader removal process varies.



MASSEY FERGUSON

2605

## The tools you need to get the job done right.

### Rotary Tiller

Nothing prepares a seedbed like our rotary tiller. With a working width of 70 inches (177.8 cm), this tiller is a great counterpart to the 2600 Series Tractors.



### Box Blades

When the job calls for moving mountains of dirt, gravel, sand or snow, call on one of these durable box blades in working widths from 72 to 84 inches (182.9 to 213.4 cm).



### Grader Blades

Available in standard- or medium-duty models and working widths from 72 to 96 inches (182.9 to 243.8 cm). Perfect for leveling a work site, grading a gravel driveway, moving dirt, sand or snow.



### Rotary Cutter

This mower is the right tools for pastures, fields, waterways and other demanding jobs. 72 inch (182.9 cm) cutting width available.



### Post Hole Digger

With the leveling handle and your choice of 6, 9 or 12 inch (15.2, 22.9 or 30.5 cm) augers, digging straight post holes is easy. Can also be used for digging large, shallow holes for planting flowers, small trees and shrubs.

### Other Options and Accessories Include:

- Canopy
- Front weights
- Rear wheel weights
- Extendable lower links
- Spool valves
- Grill guard

Ask your dealer for our full-line 3-point and pull-type implement brochure.

You'll appreciate everything it doesn't have.

Unlike a lot of tractors, the 2600 Series doesn't have complicated maintenance procedures and a laundry list of things you've got to do every time you turn around. You change your oil less often than you do in your truck – every 250 hours, which might only roll around every couple of years. And – unlike your truck – you don't have to crawl underneath your tractor to drain your oil.

And then there are maintenance items, like changing your hydraulic oil. Of course, we made it easy. But, at every 1,000 hours, your grandkids may be the first ones to find out how easy it really is.

We take stocking parts seriously. After all, we've been doing it for more than a century and a half.



## Convenient service points keep maintenance to a minimum.



### Engine-Oil Dipstick

You can check or add engine oil in just seconds.



### Air Cleaner

The air cleaner is right where you can reach it, so you can check the element or replace it with ease.



### Fuse Panel

This convenient panel makes fast work of replacing fuses – and spares are right at your fingertips.




### Folding ROPS

The ROPS has your back when you're working and folds down to let you access low-height areas.



### Fueling

The built-in fuel door lets you top off the tank without even raising the hood.



### Hydraulic Oil Check

You can keep tabs on hydraulic oil and top it off quickly, thanks to the easy-to-read dipstick.

A single-piece, flip-up steel hood gives you quick access to the engine compartment, so you can keep tabs on on your service points.



## A great deal includes a great dealer.

If you're like most farmers, when you find your favorite tractor it becomes almost like part of your family. And when you buy a Massey Ferguson tractor you instantly become part of ours. Our network of dealers understand what owning a tractor really means. They'll advise and support you through the selection process and the buying process and through operation, maintenance and beyond. Because our dealers share your passion for farming, and they're happy to share their knowledge to keep you working happy. After all, you're family. And there's nothing we wouldn't do for family.

If you get as excited about tractors as we do, you're probably eager to learn more about the 2600 Series from your Massey Ferguson dealer. Better yet, get on over there and have a seat on one. We're pretty sure that nothing would make you happier. Which is exactly why nothing would make us happier.

### All-inclusive warranty

Even our warranty is high performance. The two-year or 2,000 hour, all-inclusive warranty on parts and labor is one of the best in the business. More importantly, it's backed by dealers who understand how to help you make the most of it.

### AGCO parts

Genuine Massey Ferguson replacement parts are manufactured to the same high standards of quality and dependability as the original part used on the assembly line. Using original equipment parts will help keep your Massey Ferguson tractor running like new.



**At Massey Ferguson, you're family. And there's nothing we wouldn't do for family.**

Questions? Go to [masseyferguson.com](http://masseyferguson.com)

Our website opens the door to all sorts of technical information and product specifications. If you can't find what you're looking for, click on "contact us" and we'll provide you with access to folks who can get you all the answers.



### Build & Quote

Easily configure, price and compare equipment using our "Build my Massey Ferguson" tool. You can sort through available product options and design machines to fit your unique needs. Visit [masseyferguson.com/buildmymassey](http://masseyferguson.com/buildmymassey)



The doors are open at [ShopMassey.com](http://ShopMassey.com)

You'll find all sorts of ways to live Massey Ferguson - from the latest in wearables to gifts for the entire family. And some good old-fashioned bargains, too.



The Massey Ferguson *Farm Life* magazine is our exclusive publication that offers farming news, interviews and insights – for and by farmers like you. Visit us online at [myfarmlife.com](http://myfarmlife.com)

### AGCO Answers

At AGCO, customer care isn't just a department – it's a commitment. Contact us with your questions. We'll do our best to answer them promptly, or put you in touch with someone who can. **(877) 525-4384** [agcoanswers@agcocorp.com](mailto:agcoanswers@agcocorp.com)

Join our conversation.

#### Engage.

[facebook.com/AGCOcorp](https://facebook.com/AGCOcorp)



#### Follow.

[twitter.com/AGCOcorp](https://twitter.com/AGCOcorp)



#### Watch.

[youtube.com/AGCOcorp](https://youtube.com/AGCOcorp)



#### Learn.

[blog.AGCOcorp.com](http://blog.AGCOcorp.com)





If this introduction to the 2600 Series has sparked your interest, contact your dealer and test drive one today. Meanwhile, tell a friend. Share the joy.

## Invest wisely.

Massey Ferguson® has built a worldwide following by building tractors that last. We go the extra mile right from the start, so our tractors go the extra mile for years to come.

For instance, our 2600 Series is built with more steel and less plastic than our competitors. Not to mention strong, cast iron transmission and differential castings. Go ahead. Take a look at our 3-point hitches, even our drawbars – they're just built heavier.

Best of all, if you ever decide to trade in your 2600 Series tractor, the resale values of Massey Ferguson tractors are among the highest in the industry. That's because they come with a built-in reputation for durability. And they come from a brand that has served farmers for more than 160 years.



---

### LOW-RATE, FLEXIBLE FINANCING

Your dealer and AGCO Finance offer attractive financing to make sure a new 2600 Series tractor will fit your operating budget. Extremely competitive rates as low as 0% APR and terms make it easy to buy, lease or rent.

---

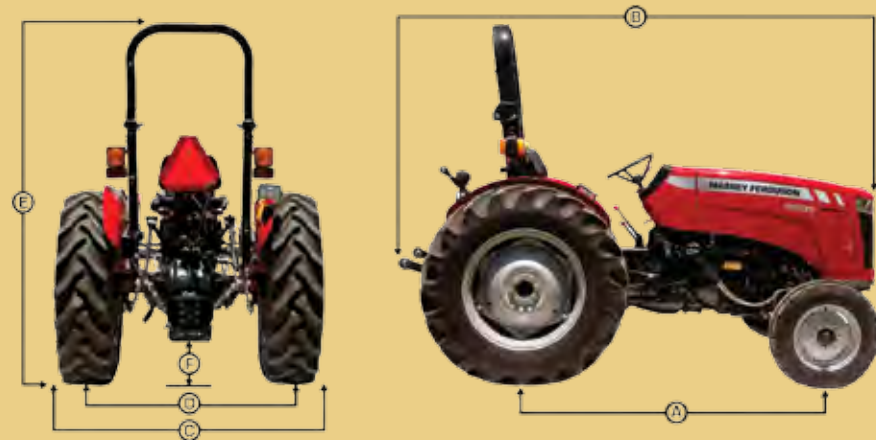
MODEL	2605	2615	2635
<b>Engine</b>			
SAE Gross Engine HP @ rated engine rpm: HP (kW)	38.5 (28.7) @ 2,000 *	49 (36.5) @ 2,250 *	74 (55.2) @ 2200
PTO HP @ rated engine rpm (LIVE PTO): HP (kW)	32 (23.9) @ 2,000 *	42 (31.3) @ 2,250 *	62 (46.2) @ 2200
PTO HP @ rated engine rpm (Independent PTO): HP (kW)	30 (22.4) @ 2,000 *	40 (29.8) @ 2,250 *	60 (44.7) @ 2200
SIMPSON® engine model	S325.3 Tier II	SJ327E Tier II	TSJ436E Tier II
Cylinders and aspiration	3 - Natural	3 - Natural	4 - Turbo
Total displacement: in. (liters)	152.6 (2.5)	164.8 (2.7)	219 (3.6)
Cold Starting Aid:	Thermostart	Thermostart	Thermostart
Fuel tank capacity: US gal. (liters)	11.1 (42)	11.1 (42)	17.7 (65)
<b>Clutch</b>			
Type with Live PTO	Dry Dual Disc	Dry Dual Disc	Dry Dual Disc
Diameter Traction Clutch: in. (mm)	12 (305)	12 (305)	12 (305)
Diameter of PTO Clutch: in. (mm)	10 (254)	10 (254)	10 (254)
Type with Independent PTO	Dry Single Disc	Dry Single Disc	Dry Single Disc
Diameter Traction Clutch: in. (mm)	12 (305)	12 (305)	12 (305)
Hydraulic Engaged Independent PTO Clutch:	Wet Multi Disc	Wet Multi Disc	Wet Multi Disc
<b>Transmission</b>			
Type Standard	8F x 2R	8F x 2R	8F x 2R
Type Optional	NA	8F x 8R Shuttle	8F x 8R Shuttle
<b>Brakes &amp; Final Drives</b>			
Final drives with 8x2 Transmission	Direct Drive	Direct Drive	Outboard Planetary
Final drives with 8x8 Shuttle Transmission	NA	Outboard Planetary	Outboard Planetary
Brakes	Dry Drum	Inboard Wet Multi Disc	Inboard Wet Multi Disc
Differential Lock	NA	Foot Operated	Foot Operated
<b>PTO Type</b>			
Type Standard (8x2 Transmission Only)	Live (Dual Stage Dry Clutch)		
Type Optional	Independent (Electro-hydraulically engaged Multi Disc Wet Clutch)		
PTO Speed @ Engine RPM (6 Spline Shaft)	540 @ 1,790 ERPM	540 @ 1,790 ERPM	540 @ 1,790 ERPM
<b>Hydraulics</b>			
System type	Open Center & Modified Closed Center		
Pump type	Gear & Scotch Yoke	Gear & Scotch Yoke	Gear & Scotch Yoke
Total flow: gpm (lpm) (Steering + Aux + 3-point pump)	20.9 (79)	22.4 (85)	22.8 (86)
Steering pump flow: gpm (lpm)	6.9 (26)	6.7 (25)	6.9 (26)
Auxiliary pump flow: gpm (lpm)	9.8 (37)	11 (42)	11.2 (42)
3-point hitch pump: gpm (lpm)	4.2 (16)	4.7 (18)	4.7 (18)
Remote Valves Standard:	None	None	None
Remote Valves Optional:	1 or 2 Rear Valves	1 or 2 Rear Valves	1 or 2 Rear Valves

MODEL	2605	2615	2635
<b>Three-Point Hitch</b>			
ASAE category	Category I & II Cross Drilled Ball Ends		
Extendable lower links	Optional	Optional	Optional
Stabilizers	Chain Type	Chain Type	Chain Type
Lift capacity @ hitch point - horizontal position: lbs. (kg)	3,195 (1,450)	3,195 (1,450)	4,520 (2,050)
<b>Electrical</b>			
Battery CCA	622 (SAE)	622 (SAE)	622 (SAE)
Alternator amperage	36	36	45
Trailer outlet	Standard	Standard	Standard
Horn	Standard	Standard	Standard
<b>Weight &amp; Dimensions***</b>			
Rear tire used for measurement:	13.6x28	13.6x28	16.9x28
A Wheelbase: in. (mm) 2/4WD	76 (1,937) / 77 (1,952)	76 (1,937) / 77 (1,952)	81 (2,050) / 81 (2,066)
B Overall length: in. (mm) 2/4WD	129 (3,285) / 130 (3,300)	129 (3,285) / 130 (3,300)	138 (3,510) / 139 (3,526)
C Min overall width: in. (mm)	66 (1,670)	66 (1,670)	73 (1,854)
D Min Tread Setting: in. (mm)	52 (1,320)	52 (1,320)	56 (1,420)
E Height top of ROPS: in. (mm)	92 (2,345)	92 (2,345)	95 (2,395)
F Ground clearance @ drawbar: in. (mm)	10 (255)	10 (255)	13.5 (350)
2WD platform approx. shipping weight: lbs. (kg)	4,080 (1,850)	4,365 (1,980)	5,357 (2,430)
4WD platform approx. shipping weight: lbs. (kg)	4,530 (2,055)	4,820 (2,185)	5,798 (2,630)

\*Manufacturer's Estimate

\*\*\*Tire Sizes Will Vary Dimensions & Weights

Try this one on for size.



Tractor of the century. And a half.



Massey Ferguson. You could say we're the top two names in the business. After all, Daniel Massey practically invented the tractor business, and it seems like Harry Ferguson invented just about everything else. Our 2600 Series tractors are just another benchmark in a record of dependability and value that stretches back six generations. Considering our extensive warranty, our excellent financing and dedicated dealer support, you couldn't make a wiser investment.



Welcome  
to the family.



MASSEY FERGUSON



**2600 Series Utility Tractors**  
[www.masseyferguson.com](http://www.masseyferguson.com)



## AGCO ANSWERS

(877) 525-4384 [agcoanswers@agcocorp.com](mailto:agcoanswers@agcocorp.com)



*Play It Safe. Work Safely.*

©2011 AGCO Corporation. All rights reserved. This document and all of its contents are owned exclusively by AGCO and are protected by copyright law. AGCO has a corporate policy of continuous product improvement and development; therefore, specifications are subject to change without any advance notice. AGCO is not responsible for differences between the specifications or illustrations contained in this publication and the actual equipment. Equipment produced by other manufacturers is shown in photographs in this brochure for the purpose of illustration only and is not intended as an endorsement of that particular equipment or its suitability. AGCO, 4205 River Green Parkway, Duluth, GA 30096.



**MASSEY FERGUSON** is a worldwide brand of AGCO.  
 (877) 525-4384 • MFI1B025AG (09) 5 PD

AGCO, Your Agriculture Company, is a premier manufacturer of agricultural equipment, providing high-tech solutions for professional farmers feeding the world. The company is dedicated to delivering superior customer service, innovation and quality. AGCO products are distributed in more than 140 countries worldwide.



**We proudly support:**

